

TABLE OF CONTENTS

COMMON PARTS

ACCELERATOR & BRAKE GROUP

Accelerator	129-130
Brake Pedal & Linkage	132-133
Brake Shoes & Parts	134-136
Brake Tool	137
Hill Brake	131
Pedal Pads	130
Wheel Brake Drums	137

BODY & TRIM

Front Cowls	115
Access Panels	118
Armrests	125
Bag Racks	118
Bagwells	119
F&R Handles	122
Fasteners	127-128
Floor Mats	119
Front Bumpers	116
Front Cowl Trim	115-116
Key Switches & Keys	121-122
Rear Bumpers	117
Scuff Guard	119
Seat Back Assemblies & Covers	125-126
Seat Back Caps	1269
Seat Bottom Assemblies & Covers	123-124
Seat Hinges	123
Side Bumpers	117
Steering Wheels & Parts	120
Tow Run Switch	123

FRONT SUSPENSION

Lower Front Suspension	141-143
Middle Front Suspension	140-141
Upper Front Suspension	137-139

REAR SUSPENSION

Axle Parts	144
Differential Parts	145

SHOCKS

Front Shocks	148
Rear Axles	144
Rear Shocks	148
Rear Suspension Parts	146-147
Transmission Parts	147

STEERING

Lower Steering	150-151
Upper Steering & Scorecard	149-150

ELECTRIC PARTS

BATTERY PARTS

Battery Cable Sets	153
Battery Hold Downs	152
Battery Maintenance	153

CHARGERS & PARTS

36-Volt AC Cord Sets & Strain Relief	158
36-Volt Ammeters & Capacitors	157
36-Volt Automatic Timers & Parts	159
36-Volt Charger Cases	158

36-Volt Chargers & Parts	156
36-Volt DC Cord Sets	158
36-Volt DC Receptacles	159
36-Volt Diodes	160
36-Volt Fuses & Circuit Breakers	157
36-Volt Heat Sinks	159
36-Volt Manual Timers	160
36-Volt Transformers	106
48-Volt Chargers & Parts	154-156

ELECTRIC MOTORS & PARTS

Complete Motors	161-162
Motor Parts	163-165

F&R SWITCHES & PARTS

Electric Switches & Parts	166-167
Pre V-Glide Components	169-170
V-Glide W/Resistors Components	168-169

SOLENOIDS

36-Volt Solenoids	171
48-Volt Solenoids	171

SOLID STATE SPEED CONTROL

36-Volt Components	178
36-Volt Controllers	177
48-Volt Components	174-177
48-Volt Controllers	171-174

GAS PARTS

BATTERY PARTS

Battery Hold Downs	179
Battery Maintenance	179

BELTS

Drive Belts	182
Starter Belts	182

CARBURETOR, INTAKE & FUEL PUMP

Carburetor Repair Kits	183
Carburetors	183
Fuel Pumps & System	184-185
Intake Parts	183-184

CLUTCHES

Drive Clutch Puller Bolts	180
Drive Clutches & Parts	180
Driven Clutches & Parts	181

CONTROL CABLES

Accelerator Cables	186
Choke Cables	186
F&R Shift Cables	186-187
Governor Cables	187

ENGINE PARTS

341cc Engine Parts	193-195
OHV FE290 Engine Parts	190-192
OHV FE350 Engine Parts	188-189
OHV FE400 Engine Parts	188

F&R SWITCHES & PARTS

F&R Switches & Parts	200
----------------------------	-----

FILTERS, SPARK PLUGS & IGNITION PARTS

Engine Filters & Parts	195
OHV FE290 & FE350	196-197


CLUB CAR

BATTERY PARTS - Electric

BATTERY HOLD DOWNS

6104


For electric 2004-up Precedent
OEM #1025340-01



Black hold down, Precedent

851


For electric 48-volt 2000 only
also 36V 1999-00 only
OEM #1010908-02



Black hold down 12".
Double ridge on bottom for Carryall

841


For electric 48-volt 1995-99
OEM #1018030-01



Black hold down. Single ridge on bottom

825

For electric 48-volt 2000-05
For electric 36-volt 1976-up
OEM #1010908-01



Black hold down 10-3/8". Double ridge on bottom

853

For electric 2004-up Precedent
OEM #1025268-01



Zinc plated steel rod 13-7/8". Uses #6339 nut

820

For electric 1981-06 DS cars
OEM #1013683



Zinc plated steel rod 11-1/2" uses #1675 nut

9314

For electric 1981-06 DS cars
OEM #1013683



Zinc plated steel rod 10-1/2". Uses #1675 nut.

13062

For electric 36 & 48-volt 1976-06 DS cars
OEM #1028452-03



Zinc plated steel rod 10.7".
Uses #1675 nut.

6339

10/Pkg

For electric 2004-up Precedent
OEM #8754



Nut for battery rod

1675

20/Pkg

For electric 1981-06 DS cars
OEM #1242




Nut for battery rod

BATTERY PARTS - Electric

BATTERY CABLE SETS

1247

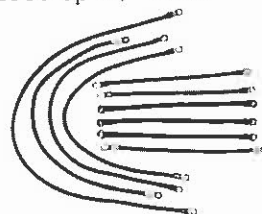
For electric 1996-up PowerDrive™ DS cars



4 gauge, 420 strand copper cable set for less resistance and heat causing superior performance

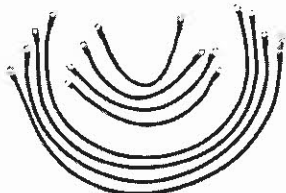
1259

For electric 2000-up IQ™ cars



4 gauge, 420 strand copper cable set for less resistance and heat causing superior performance

1260



4 gauge, 420 strand copper cable set for less resistance and heat causing superior performance

1245

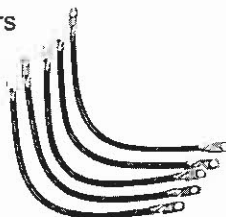
For electric 1995-up 48-volt PowerDrive™ DS cars
Not available from OEM



4 gauge complete power cable assembly.
Beefed up cable for your beefed up car!

1257

For electric 1995-up 48-volt DS cars
OEM #1017957-01



48-volt battery cable set, 6 gauge

1256

For electric 1981-05 36-volt
OEM #1010958



36-volt battery cable set, 6 gauge

9344

For electric 1995-up 48-volt DS cars



48-volt battery cable set, 4 gauge.
Includes (5) 14" cables

9341

For electric 1981-05 36-volt DS cars



36-volt battery cable set, 4 gauge.
Includes (5) 12" cables

BATTERY MAINTENANCE

3118

100/Can

For electric 36 & 48-volt
OEM #1014305



Red, felt washer battery terminal protectors with 5/8" hole

CLUB CAR


CHARGERS & PARTS - Electric

48-VOLT CHARGER & PARTS

6031

For electric Powerdrive & IQ

NEW



48-volt, 13 amp

6032

For electric Powerdrive & IQ


NEW



48-volt, 13 amp. EXPORT
220-230 volt AC, 50 Hz

5715

For electric 48-volt
OEM #1018022-01



PowerDrive 48-volt charger

6033

For electric Powerdrive & IQ

NEW




Complete case for #6031

6034

For electric Powerdrive & IQ

NEW



Complete case for #6032

6035

For electric Powerdrive & IQ

NEW



Ammeter for #6031, #6032

6036

For electric Powerdrive & IQ

NEW




Circuit breaker for #6031, #6032

6037

For electric Powerdrive & IQ

NEW




Relay for #6031, #6032

6038

For electric 48-volt
OEM #1018022-01

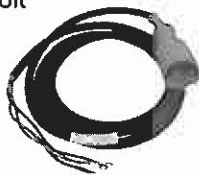
NEW



Rectifier for #6031, #6032

10903

For electric 48-volt



D.C. cord set 48-volt

340

For electric 2000-up



Ammeter
0-15 amp for #6030 charger

3567

OEM #1018285-01



Ammeter
48-volt, 20 amp

5709

OEM #1018197-01



48-volt PowerDrive™ transformer

3550


OEM #CCX8506



48-volt / 15 amp circuit breaker

4436

For electric 2000-up



Relay for #6030 charger


CLUB CAR

CHARGERS & PARTS - Electric

48-VOLT CHARGER & PARTS


<p>3551 OEM #1018286-01</p>  <p>48-volt power relay</p>	<p>3428 OEM #1012101</p>  <p>48-volt fuse</p>	<p>3426 OEM #1015914</p>  <p>48-volt heat sink</p>
<p>5734 OEM #1018021-01</p>  <p>48-volt receptacle and fuse kit</p>	<p>5209 For electric 48-volt 1995-06 OEM #1017968-01</p>  <p>48-volt receptacle fuse assembly</p>	
<p>5718 For electric 48-volt 1995-06 OEM #1018288-01</p>  <p>48-volt A.C. cord set 6-1/2'</p>	<p>3472 20/Pkg OEM @1012098</p>  <p>48-volt strain relief</p>	<p>13108 OEM #1018311-01</p>  <p>NEW Wire assembly for Powerdrive charger</p>

NEW 48-VOLT O.B.C. FOR IQ™ PRECEDENT

Part #	OEM #	Lester #	
9465	1025110-01	25562-02	
10929	1019099-02	21155-02	

THESE ITEMS ONLY HAVE OUR STANDARD DISCOUNT

NEW 48-VOLT O.B.C. FOR POWERDRIVE™

Part #	OEM #	Lester #	
5743	1019099-01	19190, 19190-88, 19190-90, 21065, 20370-10	
5741	1018006-06	20390-77, 20390-88, 21750, 20405-00 16705, 16705-77, 16705-88	
4623	AGC 3/8	Fuse 5/Pkg	

CLUB CAR

CHARGERS & PARTS - Electric

NEW 48-VOLT O.B.C. FOR POWERDRIVE PLUS™

Part #	OEM #	Lester #
5742	1018006-08	18300, 18300-77, 20400-66, 20905, 20385-00
10929	1019099-02	21155-02

NEW 48-VOLT O.B.C. FOR VILLAGER 6

Part #	OEM #	Lester #
13123	1019099-03	21065-03



36-VOLT CHARGERS

20525

36V/20A

For electric 36-volt



Automatic Thunderbull charger with molded plug

3443

36V/25A

For electric 36-volt
OEM #1016464-01



Automatic charger with Lester molded plug

3608

36V/25A

For electric 36-volt
OEM #1016464-01



Automatic Lester SCR charger
Lester model #25890 with Lester molded D.C. plug

3451

36V/20A

For electric 36-volt
OEM 1016464-01



Automatic charger with Lester molded plug

3604

36V/21A

For electric 36-volt
OEM #1016464-01



Automatic Lester SCR charger
Lester model #25900 with Lester molded D.C. plug

3421

36V/25A

For electric 36-volt
OEM #7445



Manual charger with Lester molded plug

CLUB CAR

CHARGERS & PARTS - Electric

36-VOLT AMMETERS & CAPACITORS

3521

For newer 36-volt Lester
OEM #1015905



Corner mount ammeter 0-30 amp

3440 -

For older 36-volt Lester
OEM #1012106



Ammeter 0-30 amp

3626


For 36-volt Thunderbull



Ammeter for #20525 charger

3425

For most 36-volt Lester
OEM #1012095



Capacitor 6MFD

3405

For older 36-volt Lester
OEM #1012115



Capacitor 20.5 MFD

36-VOLT FUSES & CIRCUIT BREAKERS

3428

For most 36-volt Lester
OEM #1012101



25 amp dual link fuse

4653

For electric 1985-up, 36-volt
OEM #1012085



80 amp receptacle fuse

692

OEM #1012142



Fuse holder for #4653

10689

For electric 36-volt 1985-05 DS cars
OEM #1014516



Fuse assembly. Includes:
(1) 692, (1) 690 and (1) 4653

690

OEM #1012143



Fuse lens for #4653

3627

NEW



Circuit breaker for #20525 charger

4401

10/Pkg

For old Lester models
OEM #1012450



12-volt / 50 amp circuit breaker

3409

4/Pkg

For Lester models #8600, #8650
OEM #1012117



Screw type fuse #T-30

3408

For Lester models #8600, #8650
OEM #1012116



Screw type
fuse receptacle

CLUB CAR

CHARGERS & PARTS - Electric

36-VOLT CHARGER CASES

3625

For #20525 charger



Complete case



3456

For Lestronic II style 'E'

Complete case



3423

For Lestermatic style "B"
OEM #1012113

Complete case



3522

For #3421 & #3422
OEM #1012112

Complete case




36-VOLT A.C. CORD SET & STRAIN RELIEF

5717

For newer Lester 36-volt
OEM #1015916-01


A.C. cord set 36-volt AccuPower



3470

For Lester 36-volt
OEM #1012099

A.C. cord set



3472

OEM #1012098

20/Pkg

A.C. & D.C. strain relief #7W2



3415

OEM #L2800

20/Pkg

D.C. strain relief #8P-2



36-VOLT D.C. CORD SETS

3619

For #20525 charger



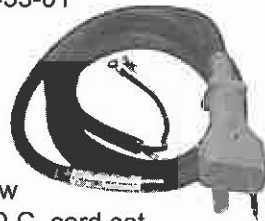
2 prong gray
Molded D.C. cord set



3411

Recommended for 36-volt
OEM #1016433-01

2 prong yellow
Retractable D.C. cord set



13106

OEM #1016433-03




2 prong gray
Molded D.C. cord set. 242"



3418

Old style 36-volt
OEM #1016433-04

2 prong yellow retractable D.C. cord set



3412

For some pre 1974
OEM #L2008

Gray SB50 Anderson style D.C. cord set




CLUB CAR

CHARGERS & PARTS - Electric

36-VOLT D.C. RECEPTACLES

3417

For 36-volt all years
OEM #4107



D.C. receptacle

4942

For electric 36-volt,
1985-05
OEM #1013649



Receptacle bezel

3093

For electric pre 1985
OEM #1011860



Receptacle reinforcement ring

1206

For some pre 1974
OEM #8425



Gray SB50 plug
with 10-12 gauge contacts

36-VOLT HEAT SINKS

3426

For most Lester chargers
OEM #1015914



Heat sink assembly

3406

For Lester models #8600, #8650
OEM #1012119



Old heat sink
with press fit diodes

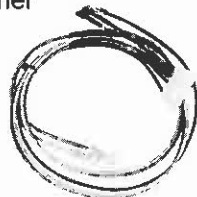
36-VOLT AUTOMATIC TIMERS & PARTS

3516

For Lester models #10470, #11340
OEM #1013513

3464

For Accu-power charger
Use with #3502 timer
OEM #1015913




Timer control cables

3459

For #3479
OEM #1010615

3457

For 36-volt Lestronic II
OEM #1012096



Timer assemblies

3527


For 36-volt Lestronic II



Timer relay for #3457 timer

3628

For #20525 charger



Timer board

5736

For Accu-power chargers
OEM #1015908



Timer assembly with lights

3502


For Accu-power chargers
OEM #1015906



Timer assembly without lights

3461

For Accu-Power chargers
OEM #1015911



Timer relay


CLUB CAR

CHARGERS & PARTS - Electric

36-VOLT MANUAL TIMER

1211

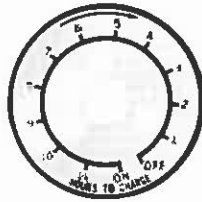
For Lestermatic chargers
OEM #1012105



Clockwise manual timer

3430

For Lestermatic chargers



Manual timer decal

3407

For Lestermatic chargers
OEM #1012107




Manual timer knob

36-VOLT TRANSFORMERS

3629

36V

For #20525 charger



Transformer

3515

36V/25A

For Lester models #13800, #14000,
#14800, #14109
OEM #1015912




Transformer

3458

36V/25A

For Lester models #7850, 9655
OEM #1012094



Transformer

3404

36V/25A

For Lester models #8600
OEM #1012114



Transformer

3424

36V/25A

For Lester models #8714, #8946,
#8992, #9010, #9275
OEM #1012104



Transformer

13104

36V

For Lester model #9611
OEM #7425



Transformer

36-VOLT DIODES

3416


For many Lester chargers
OEM #L2010



Stud type diode

3427

For Lester models #8600, #8650
OEM #1012120



Press fit diode

3630

For #20525 charger



Diode

CLUB CAR

ELECTRIC MOTORS & PARTS - Electric

COMPLETE MOTORS - REGEN IQ® and PRECEDENT

D388

For electric 2000-up 48-volt IQ®
Not available from OEM



GE® Motor 48-volt (5hp@2740rpm)
High torque, Regen IQ
Controller upgrade required

D390

For electric 2000-up 48-volt IQ®
Not available from OEM



GE® motor. High speed, Regen IQ
48-volt (3.5hp@3775rpm) Up to
24mph with stock controller set at
top speed. Former #6381

6251R

For electric 2000-up 48-volt IQ®
OEM #1022401-04



Rebuilt factory motor
Fleet speed, Regen 1, 2 and IQ

COMPLETE MOTORS - REGEN POWERDRIVE PLUS®

D391

For electric 1996-99 48-volt PowerDrive® Plus Regen 1 and Regen 2
OEM #1022378-01



GE® motor. High speed, regen. 48-volt (3.5hp@3440rpm) up to 22mph with stock controller.
Former #D6384

CLUB CAR

ELECTRIC MOTORS & PARTS - Electric

COMPLETE MOTORS - SERIES

D395

For electric 1994-up
36 & 48-volt series
Not available from OEM

"THE BEAST"



GE® motor. High torque, series. 48-volt (11hp@2300rpm)-speeds up to 18 mph. 36-volt (8hp@1600rpm) speeds up to 15 mph. Requires minimum 400 amp controller

D379

For electric 1994-up
48-volt series
Not available from OEM



GE® motor. High speed, series 48-volt (5.3hp @ 4000rpm) Controller upgrade required

D380

For electric 1994-up
36 & 48-volt series
Not available from OEM

"THE BAD BOY"



GE® motor. High speed and torque, series 48-volt (5.5hp@5700rpm) or 36-volt (4hp@4150rpm) Controller upgrade required

D378

For electric 1995-up
48-volt series
OEM #1017857-04



GE® motor. Series. 48-volt (3.75hp@3150rpm)-speeds up to 19 mph. Controller upgrade required Must have a 350 amp controller

D377

For electric 1984-up
36 & 48-volt series
OEM #1014678

"THE PROFITMAKER"



Can be used in resistor cars with 10 spline

GE® motor. High speed, series 48-volt (4.7hp@4200rpm)-speeds up to 21 mph or 36-volt (3.5hp@3000rpm) -speeds up to 15 mph. Works with stock, series controller on 48-volt

D392

For electric 1994-up
36-volt series
Not available from OEM


"THE RAPTOR"



36-volt (6.1hp@4600rpm)-speeds up to 23 mph. Requires minimum 400 amp controller, 4 gauge cables required. Heavy duty F&R switch and solenoid

D691

For 1983-earlier, also old Yamaha Hitachi MT320-07




CLUB CAR

ELECTRIC MOTORS & PARTS - Electric MOTOR PARTS - PRECEDENT

9451

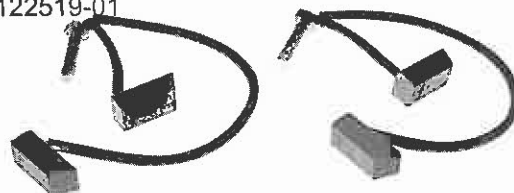
For electric 2004-up Precedent
OEM #1022656-01



3 wire sensor with snap in plug

9450

For electric 2004-up Precedent w/GE motor
OEM #10122519-01



Brush set
Brush size 1-3/8" long x 5/8" wide x 1/2" thick.

5951

For electric 2004-up Precedent w/GE motor
OEM #1022657-01



Motor bearing and magnet kit
Includes (1) bearing and (1) magnet

6833

For electric Precedent w/Advance motor
OEM #1021864-01




Motor bearing for G.E. motor

NEW G.E. MOTOR PARTS - 1994-up DS CARS

5505


For electric 1994-up 36 & 48-volt
OEM #1017948



Brush rigging with springs for GE® motors

545

For electric 1994-up 36 & 48-volt
OEM #1017946



Brush assembly (2) each

3923

For electric 1994-99 36 & 48-volt
OEM #1013775



Seal for input shaft

6705

For electric 1994-up
OEM #1021870-01



L bracket, motor support

6765

For electric 1994-up
OEM #1022352-01



Bumper, motor

CLUB CAR

ELECTRIC MOTORS & PARTS - Electric

NEW G.E. MOTOR PARTS - 1994-up DS CARS

5733

For electric 1994-99 36 & 48-volt
OEM #1017891-01



Motor ring guide for G.E. motors

313

For electric 1994-up
OEM #1017947



Insulator kit

4309

10/Pkg

For electric 1984-up
OEM #1011411



Motor brush spring

3851

For electric 1984-up 36 & 48-volt
OEM #1011290 / #6203ZZ




Commutator bearing

OLD G.E. MOTOR PARTS (1993 & prior)

512

2/Pkg

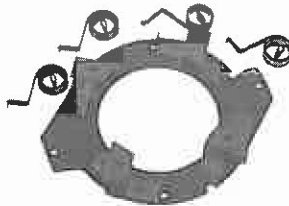
For electric 1980-93 36-volt
OEM #1011410



Brush set, brush size
1-7/16" L x 5/8" W x 1/2" D

514

For electric 1984-93 36-volt
OEM #1011284



Brush holder and springs

4309

10/Pkg

For electric 1984-up
OEM #1011411



Brush springs

530

Kit

For electric 1984-93 36-volt
OEM #1011407



Insulator kit

501

4/Pkg

For electric pre 1980
OEM #7363



Motor brush
Brush size 1-3/16" L x 5/8" W x 1/2" D

509

4/Pkg

For electric pre 1986
OEM #7363



Motor brush
Brush size 1-7/16" L x 5/8" W x 1/2" D

502

4/Pkg

For electric pre 1980
OEM #8785



Motor brush
Brush size 1-3/4" L x 5/8" W x 1/2" D

3851

For electric 1984-up 36 & 48-volt
OEM #1011290 / #6203ZZ




Commutator end bearing

CLUB CAR

ELECTRIC MOTORS & PARTS - Electric

OLD G.E. MOTOR PARTS (1993 & prior)

871



Brush holder assembly, with crossovers for D388, D394, D395, D396 and D397 GE motors

873



Brush holder assembly, with crossovers for D392, D398 and D380 GE motors

HITACHI MOTOR PARTS

528

4/Pkg

For electric 1980-84
 OEM #1011424



Brush set
 Brush size 1-1/8"L x 11/16"W x 5/8"D

4325

10/Pkg

For electric 1980-84
 OEM #1011420



Brush springs

3993

For electric 1980-84
 OEM #1011316



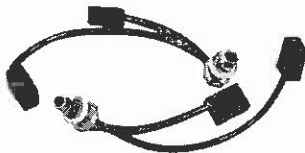
Shaft seal

ADVANCED MOTOR PARTS

540

2/Pkg


For Advanced motors



Brush set with hardware

5558

For Advanced motors



Brush holder and springs

537

20/Pkg

For Advanced motors



Square insulator

536

20/Pkg

For Advanced motors



Round insulator with 5/16" hole

CLUB CAR

F&R SWITCHES & PARTS - Electric

ELECTRIC SWITCHES & PARTS - STANDARD

5719


For electric 1996-up 48-volt DS cars
Powerdrive®
OEM #1017530-05



F&R switch assembly

5720


For electric 1995 48-volt Powerdrive®
also 1990-94 36-volt w/controller
OEM #1017530-04



F&R switch assembly

693

For electric 1983-1/2-up
36-volt with resistors
OEM #1011997



F&R switch assembly

6109

For electric 2004-up Precedent
OEM #1025111-01



Two terminal toggle switch

4866

For electric 1996-up 48-volt DS & Precedent
Powerdrive® Plus
OEM #1018560-01



F&R rocker switch

5952

For electric 2004-up Precedent
OEM #1025084-01



Housing for #4866 F&R rocker switch

6832

For electric 1997-up DS cars
OEM #1018550-01



Housing for #4866 F&R rocker switch

410

For G&E 1985-up DS & Precedent
OEM #1012987



F&R handle

408

For electric 1970's-84
OEM #1010441



F&R handle

415

20/Pkg

For G&E 1985-up DS cars
OEM #1025064



Screw for F&R handle

416

20/Pkg

For electric 1970's-84
OEM #403



Screw for F&R handle

14429

For electric 1997-up 48-volt
Powerdrive® Plus DS cars
OEM #1018561-01



Screw 1-3/4" long for F&R switch case



CLUB CAR

F&R SWITCHES & PARTS - Electric

ELECTRIC SWITCHES & PARTS - STANDARD

732

For electric 1980-up, 36-volt
OEM #1014808



2 terminal micro switch

6340

10/Pkg

For electric 1980-up DS cars
OEM #1014871



48-volt F&R switch
3 micro switch hex screw

6341

10/Pkg

For G&E 1980-up DS cars
OEM #1011991



36-volt F&R switch
2 micro switch hex screw

5721

For G&E 1999-up DS & Precedent
OEM #1019791-01



Reverse warning limit switch

5730

For electric 1999-up 48-volt
DS cars Powerdrive™ system
OEM #1019771-01



Limit switch, half speed reverse

4605

For G&E 1992-up DS & Precedent,
12-48-volt
OEM #1016851



F&R buzzer

771

For electric 1976-83-1/2
OEM #7016



F&R rotor (no contacts)

6342

For electric 1976-up DS cars
OEM #8793



Rotor contact

ELECTRIC SWITCHES & PARTS - BEEFED UP

5770


For electric 1996-up 48-volt DS cars
Not available from OEM



Beefed up F&R switch
for modified cars. If a high amp
controller is installed you need this switch.

5774

For electric 1995 48-volt also
1990-94 36-volt w/controller



Beefed up F&R switch
for modified cars. If a high amp
controller is installed you need this switch.


CLUB CAR

F&R SWITCHES & PARTS - Electric

V-GLIDE W/RESISTOR COMPONENTS

5726

For electric 1989-up 36-volt
OEM #1016140



V-Glide assembly, cars with resistors

5723

For electric 1989-up DS cars all V-Glide
OEM #1014999



V-Glide switch case assembly

4817

For electric 1985-up DS cars 36 & 48-volt
OEM #1013886



V-Glide switch case cover

733

For electric 1980-up
OEM #1014807



3 terminal micro switch

535

For electric 1988-up DS cars
OEM #1013860



V-Glide wiper brush

5724

For electric 1988-up DS cars
All V-Glide
OEM #1013887



V-Glide wiper arm

5744

For electric 1988-up DS cars
OEM #1014017



V-Glide wiper arm holder

5775


For electric 1989-03
OEM #1014729



1st speed resistor 6 gauge with 5 turns

5776

For electric 1989-03
OEM #1014014



2nd speed resistor 8 gauge with 4 turns

5777

For electric 1989-03
OEM #1014013



3rd speed resistor 7 gauge with 3 turns

5778

For electric 1997-03
OEM #1014012



4th speed resistor 6 gauge with 3 turns

5779

For electric 1997-03
OEM #1014476



5th speed resistor 5 gauge with 3 turns


CLUB CAR

RESISTOR SPEED CONTROL - Electric

V-GLIDE W/RESISTOR COMPONENTS

5772

For electric 1989-96
 OEM #1014654



4th speed resistor
 5 gauge with 3 turns
 For use with high speed motors

5773

For electric 1989-96
 OEM #1014655



5th speed resistor
 4 gauge with 3 turns
 For use with high speed motors

6755

For electric 1989-03
 OEM #1014045



Resistor coil stand off

1136

For electric 1988-98
 OEM #1019759-01



Club Car base tower #120 series
 36-volt, 4 terminal, w/silver contacts

1120

For electric 1999-up DS cars
 OEM #1019759-01



Standard base tower #120 series
 36-volt, 4 terminal, w/silver contacts

1113

For electric 1976-98
 OEM #8016

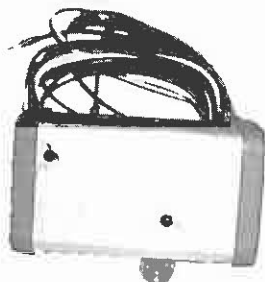


Prestolite with copper contacts
 36-volt, 4 terminal solenoid

PRE V-GLIDE COMPONENTS

5727


For electric 1980-87
 OEM #1013410



Speed switch assembly

4850

For electric 1980-87
 OEM #1012798



Speed switch slide

732


For electric 1980-87
 OEM #1014808



2 terminal micro switch

733

For electric 1980-up DS & Precedent
 OEM #1014807



3 terminal micro switch

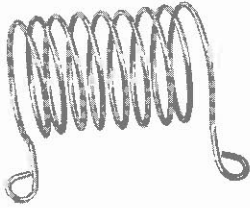
CLUB CAR

RESISTOR SPEED CONTROL - Electric

PRE V-GLIDE COMPONENTS

2664

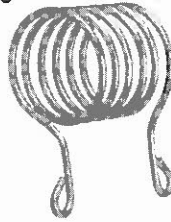
For electric 1976-88
OEM #1010215



First speed resistor, 9 gauge

2665


For electric 1976-88
OEM #1010216



Second speed resistor, 7 gauge

2666

For electric 1976-88
OEM #1010217



Third speed resistor, 7 gauge

9436

For electric 1976-87 DS cars
OEM #1014728



Pre-drilled resistor mounting board
2" W x 11 3/8" L x 3/16" thick

742

For electric pre 1976
OEM #7241



Pre drilled 7-3/4" x 2-1/4"
resistor mounting board

797

Universal applications



Blank board 6-7/8" x 6-7/8" x 1/4"

1113

For electric 1976-98
OEM #8016



Prestolite with copper contacts
36-volt, 4 terminal solenoid

754

11-1/2" buss bar

OEM #8543

753

10" buss bar

OEM #8309

For electric 1974-87



Buss bars

781

For electric 1976-87
OEM #8541



Resistor mounting bracket


CLUB CAR

SOLENOIDS - Electric

48-VOLT SOLENOIDS

5722

For electric 2000-up DS & Precedent
 48-volt
 OEM #1019087-01



Albright 48-volt, 4 terminal solenoid

1168

For electric 1995-99 48-volt
 OEM #1018836-01



White Rogers #586 series
 48-volt, heavy duty
 4 terminal solenoid with silver contacts

9356

For electric 1995-99
 OEM #1018836-01



IMPORT, 48-volt, 4 terminal solenoid with silver contacts

1121

For electric 1998-99 48-volt
 Powerdrive® only
 OEM #1019087-01



Prestolite 200 amp
 48-volt, 4 terminal solenoid

1118

For electric 1995-97
 OEM #1018070-01



Prestolite 48-volt,
 4 terminal solenoid with copper contacts

36-VOLT SOLENOIDS

1136

For electric 1988-98
 OEM #1019759-01



Club Car base tower
 White Rogers #120 series
 36-volt, 4 terminal with silver contacts

1120

For electric 1999-up
 OEM #1019759-01



Standard base tower
 White Rogers #120 series
 36-volt, 4 terminal with silver contacts

1142

Heavy duty

For electric 1988-up Industrial vehicles
 OEM #1016072



White Rogers #586 series
 36-volt, 4 terminal
 solenoid with silver contacts

9354

For electric 1988-up
 Industrial vehicles
 OEM #1016072



IMPORT, 36-volt, 4 terminal
 solenoid with silver contacts

1113

For electric 1976-98
 OEM #8016



Prestolite with copper contacts, 36-volt, 4 terminal solenoid

CLUB CAR

SOLID STATE SPEED CONTROL - Electric


48-VOLT, REGEN (ALLTRAX)

562 600 amp (DCX600IQ)
Maximum torque, up to 24 mph

594 500 amp (DCX500IQ)
Extra torque, up to 24 mph

500 400 amp (DCX400IQ)
Added torque, up to 24 mph

495 300 amp (DCX300IQ)
For electric 2000-07 48-volt IQ®, DS and Precedent
Not available from OEM



**Pictured
#562**


Alltrax, 24- 48-volt, IQ® programmable solid state speed controller. 5K-0 throttle input

568 600 amp (DCX600PDPLUS)
Maximum torque, up to 24 mph

593 500 amp (DCX500PDPLUS)
Extra torque, up to 24 mph

564 400 amp (DCX400PDPLUS)
Added torque, up to 24 mph

563 300 amp (DCX300PDPLUS)
For electric 1996-99 48-volt Powerdrive Plus®
Not available from OEM, Regen II only



**Pictured
#568**

Alltrax, 24- 48-volt, PDP Regen programmable solid state speed controller. 5K-0 throttle input with wire kit

48-VOLT, REGEN (G.E.)

572 500 amp
20 mph, extra torque

573 300 amp
20 mph, standard torque
573 & 572 use with stock motor only

602 300 amp
25 mph, standard torque

620 500 amp
Extra torque
602 & 620 use with D390 motor only

608 500 amp
19 mph, maximum torque
Use with D388 motor only

**Pictured
#572**



GE® 48-volt IQ® Regen programmable solid state speed controller. Not available from OEM

418 500 amp
18 mph, extra torque

419 300 amp
15 mph, standard torque
419 & 418 use with stock motor only

601 300 amp
23 mph, standard torque

607 500 amp
23 mph, extra torque
601 & 607 use with D391 motor only

606 500 amp
19 mph, maximum torque
Use with D388 motor only

**Pictured
#419**



GE® 48-volt Regen 2 programmable solid state speed controller. Not available from OEM

574 500 amp
12 mph, extra torque

575 300 amp
12 mph, standard torque
575 & 574 use with stock motor only

**Pictured
#574**



GE® 48-volt Regen 1 programmable solid state speed controller. Not available from OEM

SOLID STATE SPEED CONTROL - Electric

48-VOLT, REGEN (CURTIS, NEW)

397 350 amp
 For electric 2000-07 IQ System
 Added torque
 OEM #1019565-01




New Curtis IQ controller, 350 amp, standard programming

48-VOLT SERIES (ALLTRAX)

558 650 amp (AXE4865/5K-0)
556 500 amp (AXE4855/5K-0)
554 400 amp (AXE4845/5K-0)
494 300 amp (AXE4834/5K-0)
 OEM #1018402-01 & 03
 For electric 1996-up 48-volt Powerdrive®

**Pictured
 #494**



Alltrax 24- 48-volt, programmable
 solid state speed controller 5K-0 throttle input

488 400 amp (NPX4844/5K-0)
457 300 amp (NPX4834/5K-0)
 For electric 1996-up DS cars
 48-volt Powerdrive® system
 OEM #1018402-01 & 03

**Pictured
 #457**



AllTrax 24- 48-volt, non-programmable NPX solid state speed controller 5K-0 throttle input

CLUB CAR

SOLID STATE SPEED CONTROL - Electric

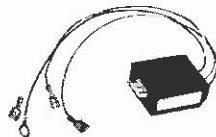
(GE®) SERIES 36-48 VOLT, 500-700 AMP

3 Terminals

587 700 amp
583 500 amp } with 0-5K throttle input

586 700 amp } Use with 5K-0 CC:
585 500 amp } 0-1K Yamaha (G16 or older)
 ITS E-Z-GO w/#584 converter
 0-5 volts

584 ITS throttle converter
 Used with #585 and #586



(GE®) 36-48volt, solid state speed controllers

48-VOLT SERIES (CURTIS)

479 (1204-413)
 For electric 1996-up DS cars
 OEM #1018402-01



Curtis speed controller 36- 48-volt, 275 amp. 5K-0 throttle input


48-VOLT COMPONENTS

448 250 amp fuse
447 400 amp fuse



Fuses required for Alltrax
 controllers #448 for 300 amp, #447
 for 400 amp or higher applications

409 Common
480 Curtis
 For electric 1990-up
 OEM #1014948



Diode

411 Common
481 Curtis
 For electric 1990-up
 OEM #1014947



Resistor


CLUB CAR

SOLID STATE SPEED CONTROL - Electric

48-VOLT COMPONENTS - PRECEDENT

9474

For electric 2004-up Precedent
OEM #1033279-01



(MCOR) motor controller input

9473

For electric 2004-up Precedent
OEM #1025227-01



Resistor with connectors

6764

For electric 2004-up Precedent
OEM #1022406-01



Controller cover for IQ

6760

For electric 2004-up Precedent
OEM #1022667-01



IQ DM port wire assembly

48-VOLT COMPONENTS - DS

5857

For electric 2001-up
OEM #1021011-01



(MCOR) motor controller input

5858

For electric 2001-04
OEM #1019368-01



(MCOR) 2-pin plug kit

5859

For electric 2001-04
OEM #1019201-01



(MCOR) 3-pin plug kit

6757

For electric
OEM #1019423-01



3-pin receptacle and wedge lock

6758

For electric
OEM #1019324-01



4-pin receptacle and wedge lock

6761

For electric
OEM #1019325-01



4-pin plug and wedge lock kit

6768


For electric
OEM #1019326-01



6-pin receptacle and wedge lock kit

6763

For electric
OEM #1019327-01



6-pin plug and wedge lock

6762

For electric
OEM #1019084-01



Tow/run switch boot

6756

For electric
OEM #1019081-01



Tow/run switch

CLUB CAR

SOLID STATE SPEED CONTROL - Electric

48-VOLT COMPONENTS

5731


For electric 2000-04 All 48-volt
OEM #1019320-01



Multi-step potentiometer assembly.
Triangular 3-pin plug

5732

For electric 1998-99 All 48-volt
OEM #1019320-03



Multi-step potentiometer assembly.
Square 6 pin plug

5729


For electric 1996-97 All 48-volt
OEM #1017392-01



Potentiometer with gray plug

9241

For electric 1996-97 All 48-volt
OEM #1017392-02



Potentiometer update kit.
Update to MCOR system

5728

For electric 1996-97 All 48-volt
OEM #1017830



Micro switch for potentiometer

6344

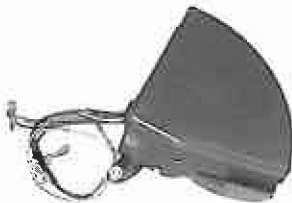
For G&E 1995-up with multi
potentiometer
OEM #1019711-01



Multi step resistor kit

5725

For electric 1995 only 48-volt
OEM #1016012



V-Glide assembly
for cars with controller, 48-volt

5723

For electric 1988-up All V-Glide
OEM #1014999



V-Glide switch case assembly

4817

For electric 1985-up DS cars
36 & 48-volt
OEM #1013886



V-Glide switch case cover

535

For electric 1988-up DS cars
OEM #1013860



V-Glide wiper brush

5724

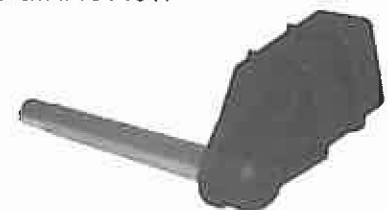
For electric 1988-up DS cars
OEM #1013887



V-Glide wiper arm

5744

For electric 1988-up DS cars
OEM #1014017



V-Glide wiper arm holder

CLUB CAR

SOLID STATE SPEED CONTROL - Electric

48-VOLT COMPONENTS

733

For electric 1988-up DS cars
OEM #1014807



3 terminal micro switch

5745

For electric 1998-02
48-volt Powerdrive Plus®
OEM #1019644-01



Energy displacement resistor


409

Common

480

Curtis

For electric 1990-up
OEM #1014948



Diode

411

Common

481

Curtis

For electric 1990-up
OEM #1014947



Resistor

36-VOLT SERIES (ALLTRAX)

482

36-volt, 3 lug (NPX4834/0-5K)

For electric 1990-up 36-volt
OEM #1014749



Alltrax, 24- 48-volt, 300 amp series non programmable solid state speed controller. 0-5K input, 3 lug

458

36-volt, 4 lug (AXE4834/P0-5K)

For electric 1990-up 36-volt
OEM #1014749



Alltrax, 24- 48-volt, 300 amp series programmable solid state speed controller. 0-5K input, 4 lug

36-VOLT SERIES (CURTIS)

477

24-36-volt, 400 amp adjustable

with H.P.D. CURTIS #1205-104 0-5K throttle input

473

36-48-volt, 350 amp

with H.P.D. CURTIS #1205-201 0-5K throttle input

466

24-36-volt, 275 amp

For electric 36-volt 1990-94
OEM #1014749 CURTIS #1204-012 05-K throttle input



Curtis speed controllers

CLUB CAR

SOLID STATE SPEED CONTROL - Electric 36-VOLT SOLID STATE COMPONENTS

6344

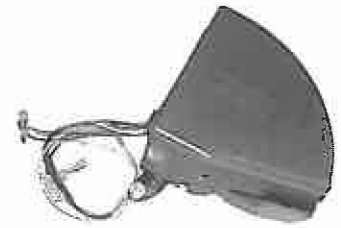
For G&E 1995-up with multi potentiometer
OEM #1019711-01



Multi step resistor kit

5725


For electric 36-volt 1990-94
OEM #1016012



V-Glide assembly for cars with 36-volt controller

4817

For electric 1985-up DS cars 36 & 48-volt
OEM #1013886



V-Glide switch case cover

535

For electric 1988-up
OEM #1014807



V-Glide wiper brush

5724

For electric All V-Glide
OEM #1013887



V-Glide wiper arm

5744

For electric 1988-up DS cars
OEM #1014017



V-Glide wiper arm holder

733

For electric 1988-up
OEM#1014807



3 terminal micro switch


409

Common

480

Curtis

For electric 1990-up
OEM #1014998



Diode

411

Common

481

Curtis

For electric 1990-up
OEM #1014947



Resistor